



AAKAR PUBLIC SCHOOL

Summer Holiday Homework

Class: II

1st May to 30 June

हिन्दी -

प्रथम सप्ताह :-

- आपके घर के बेडरूम में कौन – कौन सी वस्तुएं हैं, उनकी एक सूची बनाए और किन्हीं पांच वस्तुओं के चित्र बनाकर रंग भरिए-
- आपको कौन – कौन से खेल खेलना पसंद है, खेल का नाम और उनपर एक छोटा लेख लिखिए – (कोई एक)

द्वितीय सप्ताह :-

- आपको कौन – कौन से फल पसंद है, उनके नाम लिखिए तथा उनके चित्र बना कर रंग भरे – (कोई पांच)
- अपने प्रिय कार्टून पर पांच लाइन लिखे – (कोई एक)

तृतीय सप्ताह :-

- कागज और लकड़ी की सहायता से पतंग बनाकर अपने पिता के साथ छत पर उड़ाये-
- आपके घर के पास कौन – कौन सी प्रसिद्ध जगह एवं चौक है उनके नाम लिखिए – (कोई पांच)
- अपना घर का पता याद करके लिखिए।

चतुर्थ सप्ताह :-

- जब आप अपने माता-पिता के साथ बाहर घूमने जाते हैं, तब आपको कौन – कौन सी जगह एवं चौक देखने को मिलती है, उनके नाम दिनांक के साथ लिखिए –
- घर में आप अपने माता-पिता के साथ कार्य करने में मदद करे एवम् सीखिए।
 1. माता के कार्य – रोटी, दाल, चावल, आलू की सब्जी बनाना
 2. पिता के कार्य – बाजार से सब्जी खरीदना, महीने का हिसाब बचत खाता बनाना-

Maths – First Week:-

- १ से १०० तक गिनती लिखें. (१, २, ३.....) हिंदी में
- ५० से १ तक उलटी गिनती लिखें। (५०, ४९, ४८.....) हिंदी में
- ४० से १०० तक संख्याओं के नाम लिखें और सीखें। (एक, दो.....) हिंदी में

Second Week:-

- Learn and write tables from 2 to 15.

Third Week:-

- Count and write all the windows, doors and photo frames at your home in number with proper list:-
- Write the name of 5 objects in different shapes like: – Circle, Square, Rectangle, Cube, Triangle etc. which are at your kitchen.

Fourth Week:-

- Throw a snacks party with the amount saved from vegetable purchase budget and write the shapes of the items in the party.

EVS -

- a. Make a 2D or 3D family tree and paste all members' photos.
- b. On 1st of July submit with your class teacher.
- c. Make a video call to your family members and tell them how much you love and miss them.
- d. Visit your relative's house (Nani, Dadi, Uncle, Untie etc) and spend quality time with them.
- e. Write 10 lines story of your visit.

1st June to 30th June

English –

1. Reading for 20 minutes every day and pick out the difficult words and write them in copy with date wise.
2. Suggested activities.
 - (A) Exercise daily to keep yourself healthy and fit with your family members.
 - (B) Make any outdoor activity as your hobby. (For example: skating, swimming, dance, cricket etc.)
And practice it well.
 - (C) Plant one tree and give a proper care during this summer.

Dance -

Have to prepare a dance on one of this song :-

1. Woh Krishna hai
2. Oh my friend Ganesha
3. Chak dum dum

Computer –

Week 1 – Introduction of Computers

- 1- Learn and write parts of computer with their names.
- 2- Write a speech on invention of computer and practice to perform on stage.

Week 2 – Basic skills

- 1- List down all electronic items at your home along with your father and elder siblings
- 2- Learn the definition of-
 - (i) Monitor
 - (ii) Mouse
 - (iii) Keyboard
 - (iv) CPU and also paste the picture




Week 3 – Washing Machine- Learn how to use washing machine along with your mother at home.

Week 4 – Creative Projects - Write a short story about Origin of Computer.

Maths – Week 1

- Learn table (2 to 20)
- Basic Shapes :- Fill in the blanks
 1. A have no corners.
 2. A rectangle has corners.
 3. A triangle has sides.
 4. All sides of a are equal.
 5. The shape of door is

Week 2 –

- Learn how to prepare different stuff paratha (e.g. Aloo, Gobhi, Mix Veg. etc.)
- Learn to prepare above stuff parathas along with your mother of different shapes – (   etc.)

Week 3 –Learn how to purchase summer fruits from fruit market along with your father.

Week 4 -Have a snacks party with the amount saved from vegetable purchase budget and write the shapes of the Items in the party

Principal's Home Work: - One Page (English and Hindi) Cursive Handwriting -Every day